

**Puppy Birth Record**













Sire's Name \_\_\_\_\_

Date Whelped \_\_\_\_\_

Dam's Name \_\_\_\_\_

Labour Started \_\_\_\_\_

Dates Bred \_\_\_\_\_

PUPPY ID BAND COLOURS		TIME WHELPED	SEX	COLOUR	POSITION	WEIGHT	NOTES
	Blue						
	Green						
	Light Blue						
	Yellow						
	Orange						
	Red						
	Pink						
	Purple						
	Brown						
	Ash						
	White						
	Black						

**Notes**